

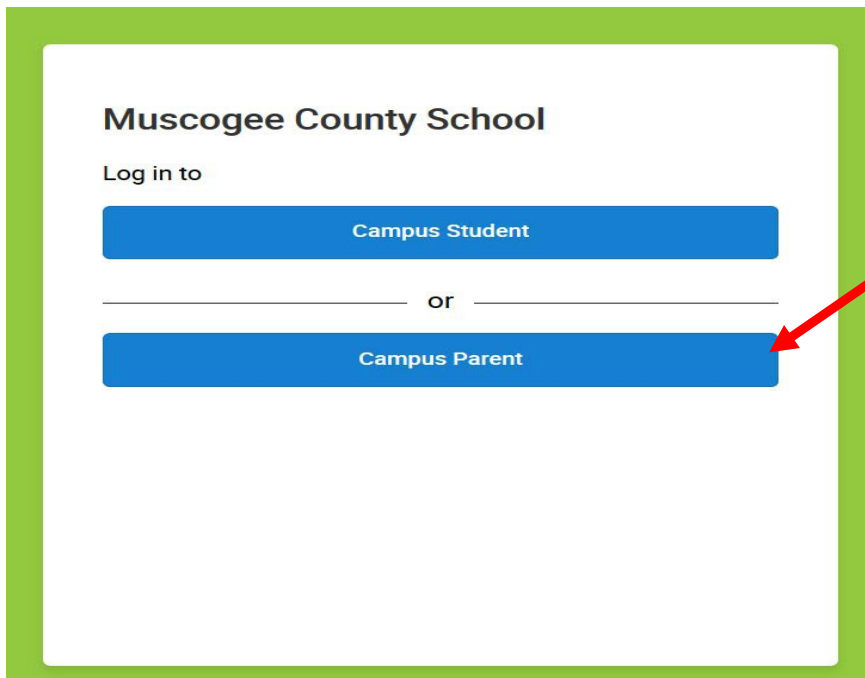


Parent Portal Activation
Instructions

Muscogee County School District

Instructions for First Time Access

1. Go to the secure Internet address for the Parent Portal.
<https://campus.muscogee.k12.ga.us/campus/portal/parents/muscogee.jsp>
2. This brings you to the screen below.



Muscogee County School

Log in to

Campus Student

or

Campus Parent

Click here if you are a parent
or need to create a new user
account.

Muscogee County School

Parent Username

Password

Log In

[Forgot Password?](#) [Forgot Username?](#) [Help](#)

[Log in to Campus Student](#)

or

[New User?](#)

Announcements

Tuesday 04/11/2017

*****Parents or Guardians*****

Please review the following information provided. Thank you.

[Online Registration For Existing Students](#)

[Existing Student Online Registration Process](#)

Click here to create your portal account.

Click [Retrieve Activation Key](#).

New User?

Click on the link below to retrieve your Parent Portal Activation Key.

[Retrieve Activation Key](#)




Activation Key *

Submit

[Back to Login](#)

Enter **Student's Last 4 of SSN** and **Student's Birthdate**. Click on the **Submit Button** when you are done.



Parent Portal Activation

Campus Portal

Last 4 Digits of Student SSN

Student Birthdate

Submit

Write down or copy your **Activation Key**. Click **Manually Enter Activation Key** button when done.

Campus Portal

Name	Username/Activation Key
Parent Mom Example	Username: examplemom
Parent Dad Example	GUID: 080E6788-C826-43B9-B95E-DD985A64F708

Manually Enter Activation Key

If parent have a portal account, the username will display.

If parent does not have a portal account, the **Activation Key** will display. You should write your key down or copy it.

Enter or paste your **Activation Key**. Click **Submit** when you are done.

New User?

Click on the link below to retrieve your Parent Portal Activation Key.

Retrieve Activation Key

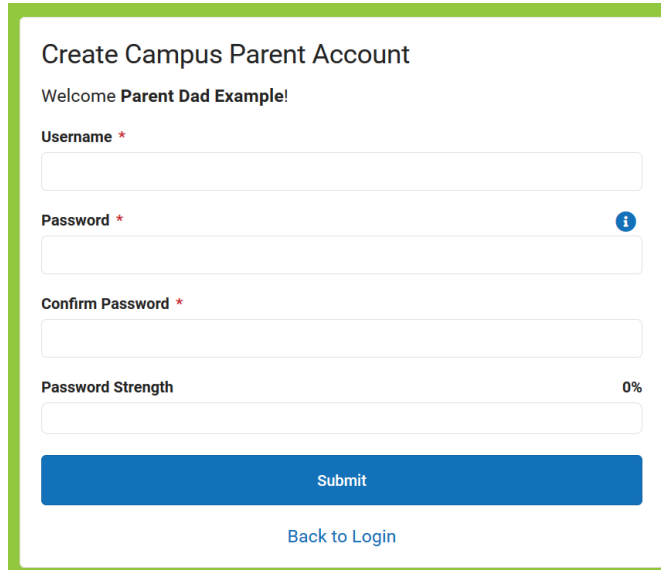
Activation Key *

Submit

[Back to Login](#)

Username and Password Creation

1. Enter a **Username**. Use an alphanumeric (both letters and numbers) username.
2. Enter a **Password**. Use an alphanumeric password. Passwords should be at least 6 characters and considered a strong password.



The screenshot shows a web form titled "Create Campus Parent Account". Below the title is a welcome message: "Welcome Parent Dad Example!". The form contains four input fields: "Username *", "Password *", "Confirm Password *", and "Password Strength". The "Password Strength" field shows "0%". There is a blue "Submit" button and a "Back to Login" link below it.

Create Campus Parent Account

Welcome Parent Dad Example!

Username *

Password * i

Confirm Password *

Password Strength 0%

Submit

[Back to Login](#)

3. Re-enter the password in the **Confirm Password** field.
4. Click the **Submit** button.

This action will create the username and password.

Click **Back to Login** to enter the username and password to access the Parent Portal.



Success!

Congratulations! You have successfully created your Campus Parent account!

[Back to Login](#)