

Free Online Tutoring for Georgia High School Students



Table of Contents

- ★ [When can I schedule tutoring sessions?](#)
- ★ [What courses can I get tutoring for?](#)
- ★ [What do I need for tutoring?](#)
- ★ [Important Thing to Remember](#)
- ★ [Student Directions to Schedule Tutoring](#)

When can I schedule tutoring sessions?

Monday - Friday from 4:00 PM - 10:00 PM

Saturday from 10 AM - 8 PM

Sunday from 1 PM - 8 PM

What courses can I get tutoring for?

****MUST BE CURRENTLY ENROLLED IN THAT COURSE****

Mathematics	Science	Language Arts	Social Studies
Algebra: Concepts and Connections	Anatomy and Physiology	9th Literature and Composition	American Government
Geometry: Concepts and Connections	Biology	10th Literature and Composition	Personal Finance and Economics
Advanced Algebra: Concepts and Connection	Chemistry	American Literature and Composition	U.S. History
Advanced Financial Algebra	Earth Systems	British Literature and Composition	World Geography
	Environmental Science		World History
	Physical Science		

What do I need for tutoring?

- ★ You will need something specific to work on during your tutoring session (like a specific topic, practice problems, etc.)
- ★ You will need to be logged into your MCSD account
- ★ The purpose of tutoring is for
 - Concept Understanding
 - Example Problems
 - Confusion Resolution
 - Difficult Material Review
 - Resource Recommendations

Important Things to Remember

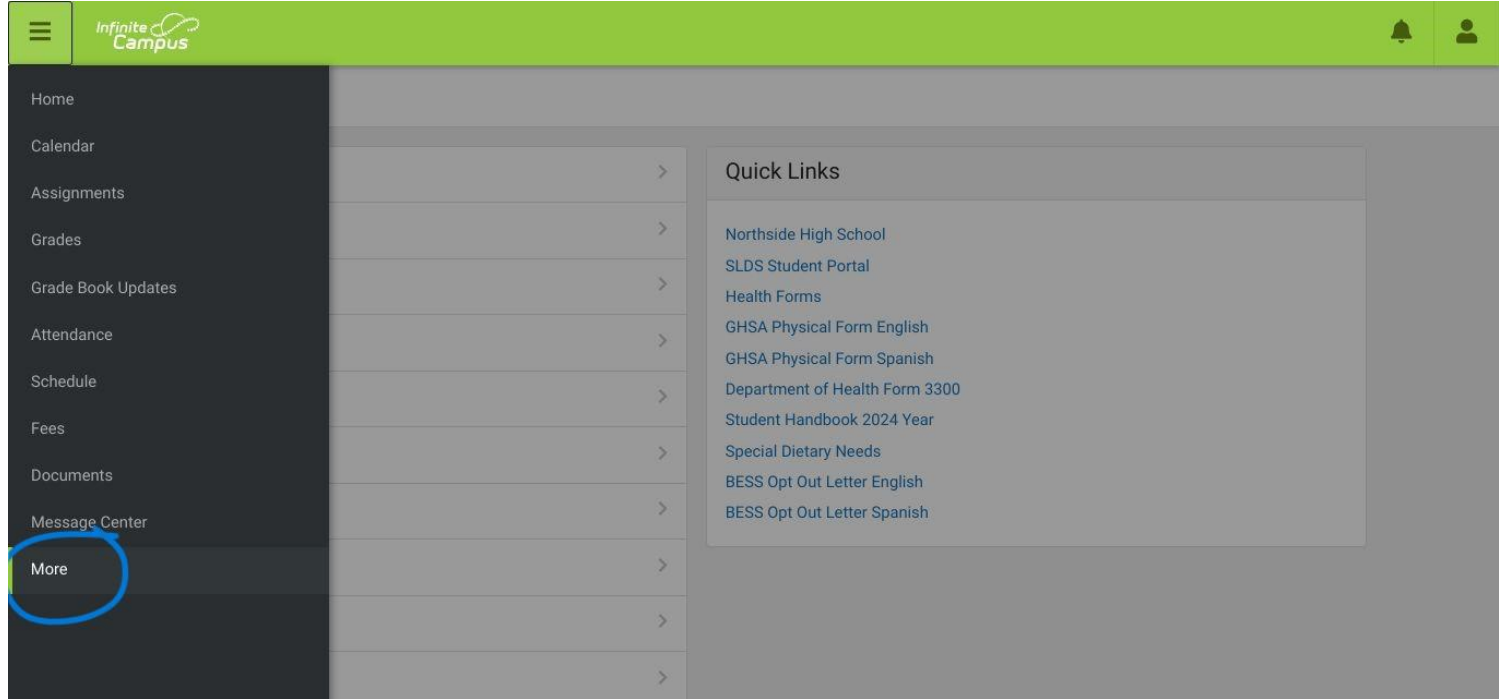
- ★ This is a free opportunity for High School Students in Georgia only
- ★ Tutors are certified teachers from varying schools in Georgia
- ★ Tutors are prohibited from doing assignments, projects, or coursework for you.
- ★ If you schedule a session, make sure you show up. Repeated failure to show up to your scheduled sessions can get you banned from this great opportunity.
- ★ Appropriate behavior is expected. If students behave inappropriately with tutors, they are required to report it to GaTutors which is then reported back to our administration.

Student Directions to Schedule Tutoring

1. Go to Infinite Campus



2. Go to the “More” Tab



The screenshot displays the Infinite Campus user interface. At the top, there is a green header bar with the Infinite Campus logo on the left, a notification bell icon, and a user profile icon on the right. Below the header is a dark grey sidebar menu with the following items: Home, Calendar, Assignments, Grades, Grade Book Updates, Attendance, Schedule, Fees, Documents, Message Center, and More. The 'More' item is highlighted with a blue circle. To the right of the sidebar, the main content area is visible, featuring a 'Quick Links' section with the following links: Northside High School, SLDS Student Portal, Health Forms, GHSA Physical Form English, GHSA Physical Form Spanish, Department of Health Form 3300, Student Handbook 2024 Year, Special Dietary Needs, BESS Opt Out Letter English, and BESS Opt Out Letter Spanish.

3. Click on the “SLDS Student Portal” link under Quick Links

The screenshot displays the Infinite Campus web application interface. At the top, there is a green navigation bar with the Infinite Campus logo on the left and a notification bell and user profile icon on the right. Below the navigation bar, the word "More" is visible. The main content area is divided into two columns. The left column contains a list of menu items: Address Information, Assessments, Demographics, Family Information, Health, Lockers, Transportation, Device, Next Year Course Request, and Online Registration. The right column is titled "Quick Links" and contains a list of links: Northside High School, SLDS Student Portal (circled in blue), Health Forms, GHSA Physical Form English, GHSA Physical Form Spanish, Department of Health Form 3300, Student Handbook 2024 Year, Special Dietary Needs, BESS Opt Out Letter English, and BESS Opt Out Letter Spanish.

4. Click on the box that says “GA Tutor”



Muscookee County School District
Columbus, Georgia

Home Performance Resources My Career Plan GATutor Logout

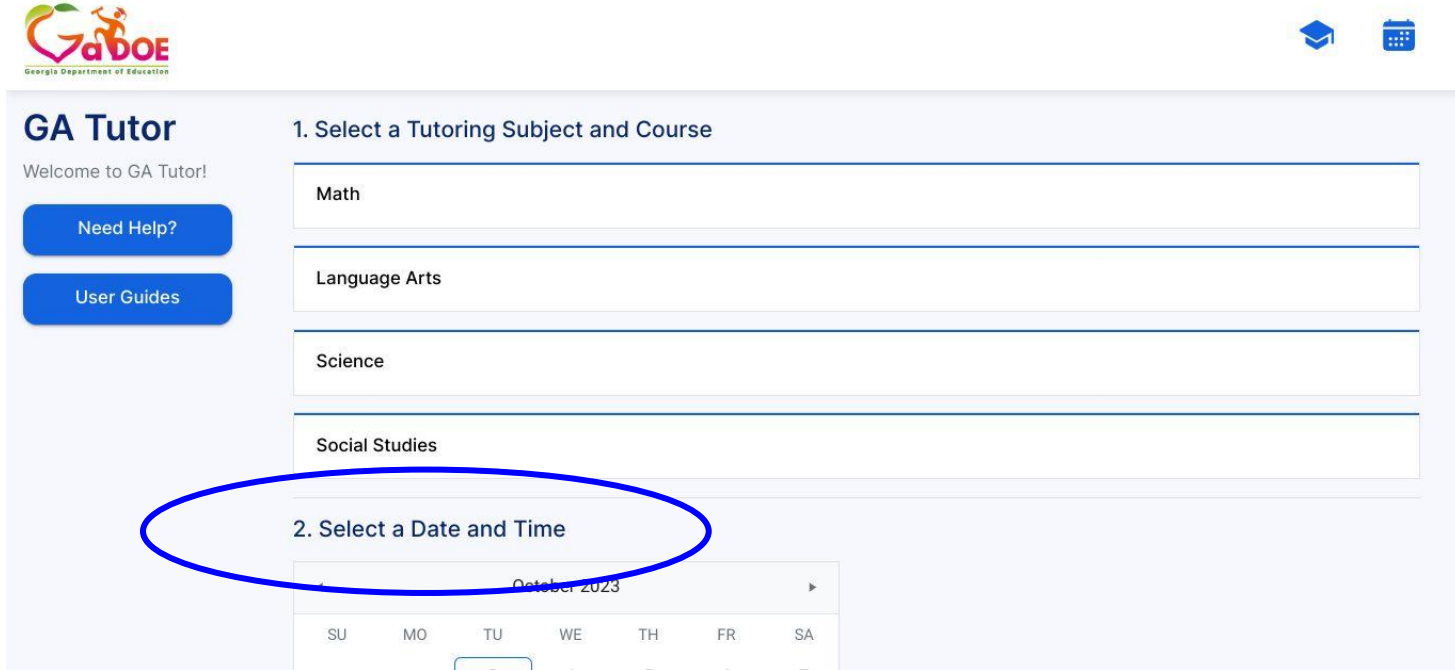
Student:

→ GaConnects Preview

Performance Resources My Career Plan GA Tutor Logout

A screenshot of the GaConnects user interface. At the top, there is a dark navigation bar with white text for 'Home', 'Performance', 'Resources', 'My Career Plan', 'GATutor', and 'Logout'. Below this is a light gray area containing a 'Student:' label followed by a text input field. To the right of the input field is a dark green button with a white arrow and the text 'GaConnects Preview'. Below these elements are five white square buttons with rounded corners, each containing an icon and a label: 'Performance' (bar chart icon), 'Resources' (key icon), 'My Career Plan' (two people icon), 'GA Tutor' (graduation cap icon with 'GA TUTOR' text), and 'Logout' (arrow pointing right icon). A blue circle is drawn around the 'GA Tutor' button.

6. Choose your available Date and Time



The screenshot displays the GA Tutor interface. At the top left is the Georgia Department of Education (GaDOE) logo. On the right, there are icons for a graduation cap and a calendar. The main content area is titled "GA Tutor" and includes a "Welcome to GA Tutor!" message. Below this are two blue buttons: "Need Help?" and "User Guides". The interface is divided into two main sections: "1. Select a Tutoring Subject and Course" and "2. Select a Date and Time". The first section contains four input fields with the text "Math", "Language Arts", "Science", and "Social Studies". The second section, "2. Select a Date and Time", is circled in blue and shows a calendar for October 2023 with the days of the week (SU, MO, TU, WE, TH, FR, SA) listed at the top.

GA Tutor
Welcome to GA Tutor!

[Need Help?](#)

[User Guides](#)

1. Select a Tutoring Subject and Course

Math

Language Arts

Science

Social Studies


2. Select a Date and Time


October 2023


SU MO TU WE TH FR SA

7. Fill in your information and what you plan to work on


3. Add Details - Remember to verify your info below

First Name* 


Last Name* 

Email Address* 

Remember to verify our email

Confirm Email Address* 

Confirm email address is required.

Preferred Name 

Selected Course:

What would you like to work on during your session? Be as specific as possible to allow your tutor to best prepare.

Warning: Do not double book session times or tutors, Only book 1 session with 1 tutor, per booking page.

8. You should be sent a confirmation to your MCSD email with the Zoom link for the day/time you scheduled