

Let's Talk Testing:

Understanding the Georgia Milestones Assessment System (GMAS)



PUBLIC EDUCATION CENTER

1796 HAZEN ROAD

Elementary School Tested Subjects

3rd Grade: ELA and Math

4th Grade: ELA and Math

5th Grade: ELA, Math, Science



The Georgia Milestones Assessment System (Georgia Milestones) is an annual test given to students in grades 3 - 12. The Georgia Milestones measures how well students have mastered the skills outlined in the state-adopted standards for English Language Arts (ELA), Mathematics, Science, and Social Studies



What is different about the Georgia milestones when compared to Other state assessments?



One of the biggest differences between Georgia Milestones and other state tests is the increased difficulty, sometimes called rigor, which is required to match the test to our state standards.

The Georgia Milestones features open-ended questions for which students must create a written response rather than choosing a multiple choice answer. Some questions require students to give a reason for the answer they chose or to identify why an answer provided may not be correct.





GMAS type Question

Which problem could the expression below help solve?

$$\frac{1}{2} \div 8 =$$

- A. How much total feed will 2 chickens eat if each chicken is given $\frac{1}{8}$ pounds of feed?
- B. How much milk will each child get if 8 children share $\frac{1}{2}$ gallon of milk equally?
- C. If each cake requires $\frac{1}{2}$ cup of milk, how much milk will be used to make 8 cakes?
- D. Sixteen children are divided into 2 equal groups. If each child receives 8 pieces of candy, how many pieces of candy are required for each group of children?

Basic Question

Solve this equation:

$$\frac{1}{2} \div 8 =$$

- A. $\frac{8}{16}$
- B. $\frac{1}{16}$
- C. 4
- D. $\frac{1}{64}$



Here is an example of a 3rd grade ELA Constructed Response

**How are the main points in “The Story of Money” different from the main points in “Make Your Money Work for You”?
Use details from BOTH passages to support your answer.
Please type your answer in the box provided.**

After reading two passages the student must write an essay about the differences between the two passages rather than answering multiple choice questions about a single passage.



Here is a response to the previous question that gets full Credit :

The main point in The Story Of Money is to teach you what people used as money years ago and why they switched to making coins. In The Story Of Money the text said trading didn't always work. Then they started using their valuable to buy goods. But the valuable were heavy so the started making coins out of silver, copper, or gold.

The main point of Make Your Money Work For You is teching kids how to save, spend, and give money. In the text it said get three small boxes then label one with savings then one with spending then one with giving. The spending money you can use any time to buy a toy or ice cream.



Here is a response to the previous question that gets partial Credit :

"The Story of Money" and "Make Your Money Work for You" have some differences. One way they is because in the first passage they teach you why money was made. In the second passage it was about how to spend money, and save money. That is how the two passages are different.



Here is a response to the previous question that gets No Credit :

Learning to save money is not easy. People save money because they need the money to buy food, and clothes. First they need a plan. It will guide them from spending.

There are no supporting details and the student response refers to the main point of only one of the two passages.



Number of Questions

ELA

49-53

Math

55

Science

42

Social
Studies

42



Number of Questions and Breakdown

3rd Grade ELA

Item Type	# of Items
1-point Selected-Response and Technology-Enhanced	28
2-point Technology-Enhanced	12
8-point Extended Writing Tas	1
Field Test Items	8
Total	49

Depth of Knowledge	Approximate % of Test
Level 1	5%-10%
Level 2	40%-60%
Level 3	20%-35%
Level 4	13%



Number of Questions and Breakdown

3rd Grade Math

Item Type	# of Items
1-point Selected-Response and Technology-Enhanced	42
2-point Technology-Enhanced	8
Field Test Items	5
Total	55

Depth of Knowledge	Approximate % of Test
Level 1	40%-50%
Level 2	40%-50%
Level 3	5%-15%
Level 4	N/A



Number of Questions and Breakdown

4th Grade ELA

Item Type	# of Items
1-point Selected-Response and Technology-Enhanced	30
2-point Technology-Enhanced	15
Field Test Items	8
Total	53

Depth of Knowledge	Approximate % of Test
Level 1	5%-10%
Level 2	45%-60%
Level 3	30%-50%
Level 4	N/A



Number of Questions and Breakdown

4th Grade Math

Item Type	# of Items
1-point Selected-Response and Technology-Enhanced	42
2-point Technology-Enhanced	8
Field Test Items	5
Total	55

Depth of Knowledge	Approximate % of Test
Level 1	30%-40%
Level 2	45%-55%
Level 3	10%-20%
Level 4	N/A



Number of Questions and Breakdown

5th Grade ELA

Item Type	# of Items
1-point Selected-Response and Technology-Enhanced	28
2-point Technology-Enhanced	12
8-point Extended Writing Tas	1
Field Test Items	8
Total	49

Depth of Knowledge	Approximate % of Test
Level 1	5%-10%
Level 2	35%-55%
Level 3	25%-40%
Level 4	13%



Number of Questions and Breakdown

5th Grade Math

Item Type	# of Items
1-point Selected-Response and Technology-Enhanced	42
2-point Technology-Enhanced	8
Field Test Items	5
Total	55

Depth of Knowledge	Approximate % of Test
Level 1	30%-40%
Level 2	50%-60%
Level 3	5%-15%
Level 4	N/A



Testing Times

Content Area	Section	Typical Testing Time	Maximum Testing Time
ELA 3,5,8, EOC	1	40-60	90
	2	30-50	75 ↓
	3	30-50	75 ↓
	Total	100-160	240 minutes
ELA 4,6,7 <small>NEW</small>	1	20-30	50 ↓
	2	30-50	75 ↓
	3	30-50	75 ↓
	Total	80-130	200 minutes
Math	1	30-50	65
	2	30-50	65
	Total	60-100	130 minutes
Science	1	20-30	40
	2	20-30	40
	Total	40-60	80 minutes
Social Studies	1	15-25	35
	2	15-25	35
	Total	30-60	70 minutes

These are
 “Standard times”
 and do not
 reflect
 accommodations
 that are in
 IEP’s, 504’s, or
 TCP Paperwork



When is Testing?

Elementary Schools

Monday	Tuesday	Wednesday	Thursday	Friday
20	21	22 ELA 1	23 ELA 2	24 ELA 3
27 Math 1	28 Math 2	29 Science 1/2	30 Makeup	1 Makeup
4 Makeup	5 Makeup	6 Makeup		



When will scores be back?


ELA- We are not expecting until
LATE FALL

Math, Science, Social Studies- Early/
Mid May!

Math, Science, Social Studies- Scores
will be sent home prior to SUMMER!!



Who has to re-test this year?



5th grade students
who score in the
beginning learner
band for Math

8th grade students
who score in the
beginning learner
band for Math



Re-Test



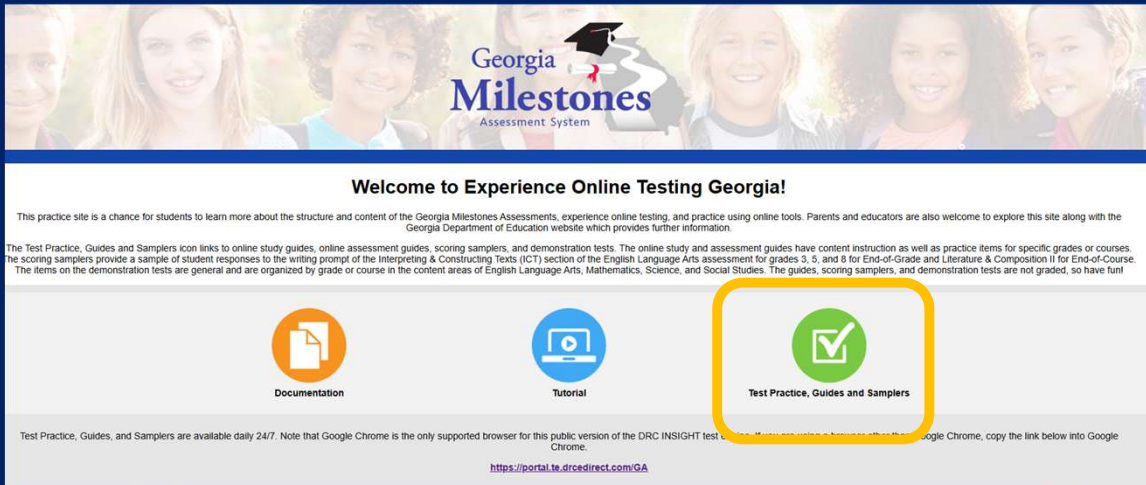
MATH ONLY
NO ELA re-test
THIS YEAR
(Due to Scores being
Delayed)

When are re-test:
Monday, May 18th



Practice

<http://www.gaexperienceonline.com/>



Georgia Milestones
Assessment System

Welcome to Experience Online Testing Georgia!

This practice site is a chance for students to learn more about the structure and content of the Georgia Milestones Assessments, experience online testing, and practice using online tools. Parents and educators are also welcome to explore this site along with the Georgia Department of Education website which provides further information.

The Test Practice, Guides and Samplers icon links to online study guides, online assessment guides, scoring samplers, and demonstration tests. The online study and assessment guides have content instruction as well as practice items for specific grades or courses. The scoring samplers provide a sample of student responses to the writing prompt of the Interpreting & Constructing Texts (ICT) section of the English Language Arts assessment for grades 3, 5, and 8 for End-of-Grade and Literature & Composition II for End-of-Course. The items on the demonstration tests are general and are organized by grade or course in the content areas of English Language Arts, Mathematics, Science, and Social Studies. The guides, scoring samplers, and demonstration tests are not graded, so have fun!

Documentation **Tutorial** **Test Practice, Guides and Samplers**

Test Practice, Guides, and Samplers are available daily 24/7. Note that Google Chrome is the only supported browser for this public version of the DRC INSIGHT test. If you are unable to access the site using Google Chrome, copy the link below into Google Chrome.
<https://portal.te.drcedirect.com/GA>



Practice

<http://www.gaexperienceonline.com/>



Select an Assessment or Resource

Online Tools Training
Test Practice, Guides and
Samplers



Practice

<http://www.gaexperienceonline.com/>



[Home](#) → Online Tools Training

Online Tools Training

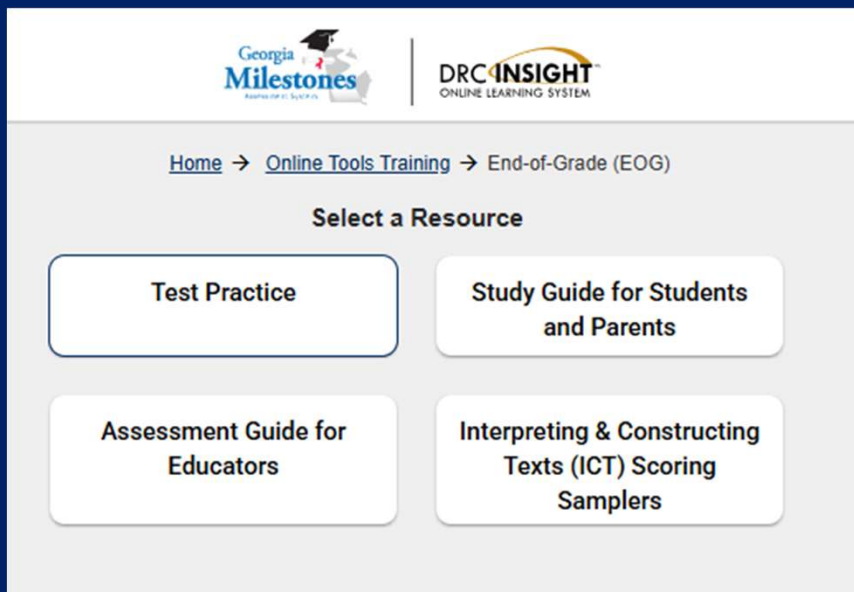
End-of-Course (EOC)

End-of-Grade (EOG)



Practice

<http://www.gaexperienceonline.com/>



The screenshot shows the user interface of the Georgia Milestones DRC INSIGHT Online Learning System. At the top left is the Georgia Milestones logo, and at the top right is the DRC INSIGHT ONLINE LEARNING SYSTEM logo. Below the logos is a breadcrumb trail: Home → Online Tools Training → End-of-Grade (EOG). Underneath the breadcrumb is the heading "Select a Resource". There are four buttons arranged in a 2x2 grid: "Test Practice", "Study Guide for Students and Parents", "Assessment Guide for Educators", and "Interpreting & Constructing Texts (ICT) Scoring Samplers".

Select The
Option you
would like



Practice

<http://www.gaexperienceonline.com/>

Georgia Milestones
DRC INSIGHT
ONLINE LEARNING SYSTEM

Home → Online Tools Training → End-of-Grade (EOG) → Test Practice

Select a Test Practice

Standard Online Tools

Audio, Color Contrast and Color Chooser

Video Sign Language (VSL)

If you selected
Test Practice



Practice

<http://www.gaexperienceonline.com/>



[Home](#) → [Online Tools Training](#) → [End-of-Grade \(EOG\)](#) → [Test Practice](#) → Standard Online Tools

Select an Assessment

Grade 3

Grade 4

Grade 5

Grade 6

Grade 7

Grade 8

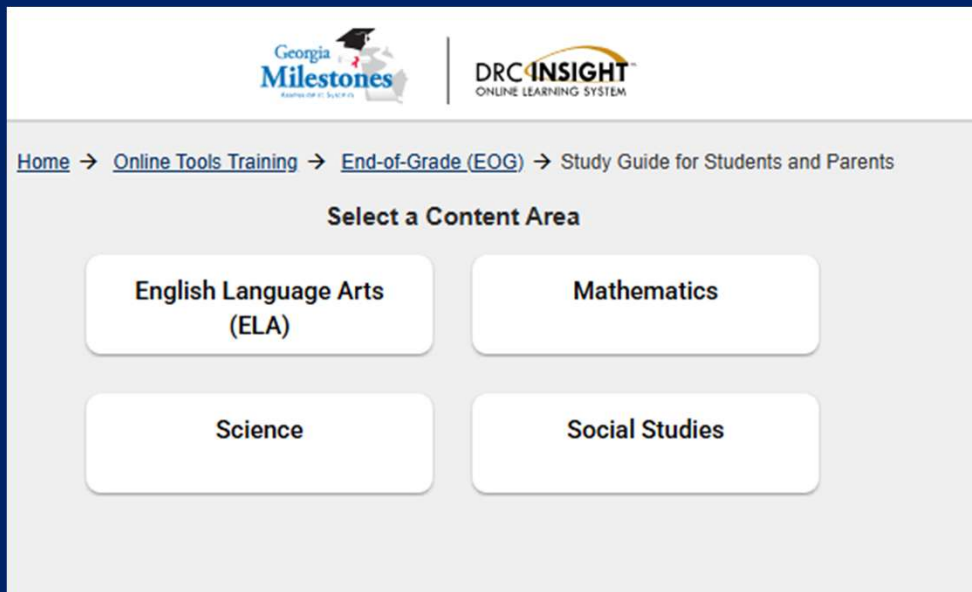
Grade 8 with High School
Physical Science

Select the
Grade you
would like to
practice.



Practice

<http://www.gaexperienceonline.com/>



Georgia Milestones
A PART OF SUCCESS

DRC INSIGHT
ONLINE LEARNING SYSTEM

Home → Online Tools Training → End-of-Grade (EOG) → Study Guide for Students and Parents

Select a Content Area

English Language Arts (ELA)

Mathematics

Science

Social Studies

If you select Study Guide-then you will choose the subject you want.



Practice

<http://www.gaexperienceonline.com/>



[Home](#) → [Online Tools Training](#) → [End-of-Grade \(EOG\)](#) → [Study Guide for Students and Parents](#) → English Language Arts (ELA)

Select a Study Guide

Grade 3 ELA Study Guide

Grade 4 ELA Study Guide

Grade 5 ELA Study Guide

Grade 6 ELA Study Guide

Grade 7 ELA Study Guide

Grade 8 ELA Study Guide

From here you
can select your
grade



Best Tips for State Testing:

Work hard all year
(This isn't
something you
can "cram for")

Maintain a study
habit on a regular
basis

Get plenty of
rest

Ensure your
device is
charged

TAKE YOUR TIME
on the test- it
isn't a race

READ EACH
QUESTION

Continue your
normal morning
routine during
testing
(including
breakfast)



Questions?

