

Forrest Road Elementary



Principal: Ramona Horn

Assistant Principal: Carmen Weeks

Learn how to:

- Name upper-case and lower-case letter
- Identify letter sounds of all letters
- Write letters
- Listen to and retell stories
- Recognize and spell sight words
- Identify consonant blends and digraphs
- Decode Words
- Listen to and retell stories
- Recognize and spell sight words

PHONOLOGICAL AWARENESS

Word Awareness

Distinguishing separate words in a sentence.

- Count words in a sentence.
- Clap or stomp for each word in a sentence.

Alliteration

Identifying and producing words that begin with the same sound.

- Use a puppet to make silly sentences: *Sarah sips strawberries on Sundays.*

Syllable Awareness

Counting, clapping, or tapping the parts of a word into syllables.

- Start with names
- Use your whole body: clap, stomp, etc.
- Break up words and have students guess your word.

Rhyming

Students first will be able to identify two words that rhyme. Producing a rhyming word comes later.

- Do cat and bat rhyme? Shoe and door? What rhymes with pan?*

Phonemic Awareness

Hearing the individual sounds in words. When a child has phonemic awareness, he/she will be able to identify and manipulate individual sounds in words.

Isolating Sounds

What's the first/last sound in cat? /c/

Blending Sounds

/p/ /a/ /n/ = "pan" p-an =pan

Segmenting Sounds

"pan"= /p/ /a/ /n/

Deleting Sounds

Take /s/ away from scar= car

Adding Phonemes

Add /p/ to at. Add /s/ to top.

Substituting Sounds

Change /p/ to /s/= pat to sat

Learn those short vowels.


The short vowel sounds of 'a', 'e', 'i', 'o', and 'u' make the sounds you find in words such as: fat, pet, rip, hop, and hug.



Short Vowels

Short 'a' words	Short 'e' words	Short 'i' words	Short 'o' words	Short 'u' words
cat	pet	hit	hot	but
fat	get	fit	lot	cut
man	fed	pig	pot	bug
fan	bed	dig	not	hug
had	pen	pin	stop	fun

After they have learned their short vowels, work on long vowel sounds.

























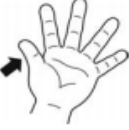


The long vowel sounds of 'a', 'e', 'i', 'o', and 'u' make the sounds you find in words such as: fate, Pete, ripe, hope, and huge.

Long Vowels

Long 'a' words	Long 'e' words	Long 'i' words	Long 'o' words	Long 'u' words
cape	peel	hide	boat	glue
fate	heel	fine	coat	cute
made	feet	right	toe	mute
fade	bead	dime	hope	huge
hate	real	pine	soap	fruit

Consonant Blends

Consonant Cluster Linking Chart			bl  block
br  bridge	cl  cloud	cr  crib	dr  drum
fl  flag	fr  frog	gl  glasses	gr  grapes
pl  plug	pr  pretzel	sc  scarf	sk  skeleton
sl  slide	sm  smoke	sn  snake	sp  spoon
st  stamp	sw  swing	tr  truck	tw  twenty
ch  chair	sh  shovel	wh  whale	th  thumb

<u>ch</u> child Christmas chef	<u>sh</u> shop ship	<u>th</u> three that	<u>ph</u> phone photo (f)
<u>er</u> her teacher	<u>ir</u> stir dirt	<u>ur</u> hurt turn	<u>ou</u> our out
<u>ow</u> wow cow	<u>ow</u> snow show	<u>oo</u> book look	<u>oo</u> moon soon
<u>tion</u> lotion station nation	<u>ar</u> car park	<u>au</u> aunt fault	<u>aw</u> paw dawn
<u>ing</u> sing ring king wing	<u>ang</u> sang fang bang	<u>ong</u> song long	<u>or</u> for more

Digraphs

Fun and Creative Learning Ideas For You To Do With Your Child:

- Make your own flashcards with index cards. (digraphs, blends, sight words, etc.)
- Keep a set of flashcards in the car. (Dr. office visits, car rides, etc.)
- Post a new sight word each week on your sun visor to show while driving.
- Post sight words on the fridge.
- Use a flashcard app to create your own personal sight word list (Ex. quizlet).
- Turn on the Closed Caption or Subtitles on your tv.
- Put sight words in their favorite places (chair, playroom, dinner napkin, etc.)
- Write sight words in the mirror in dry erase markers.
- Create a family book club.
- Make a sight word matching game.
- Play “Go Fish” with sight words.
- Play Scrabble.



Reading Tips

- Read with your child everyday
- Work with sight words
- Review letter sounds
- Encourage your child to write and draw
- Increase everyday learning opportunities

Learning Websites:

starfall.com

abcya.com

abcmouse.com

cvlga.org

getepic.com

pbskids.org

coolmath.com

khanacademy.org

gpb.pbslearningmedia.org

<http://gkidsreadinesscheck.gadoe.org/>

Thank You Parents!