

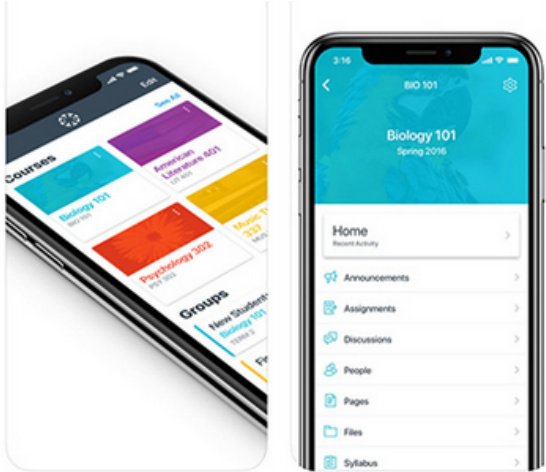
HOW TO STAY CONNECTED WITH CANVAS!

We have found that parents are having a better experience using the Canvas Student App to stay connected with their child's classroom.



Canvas Student App

Parents can download the Canvas Student App and login to see all course details. Parents **use their same parent login** in the Student App – they do not have to create a new login, nor do they have to use their child's login. If you have not created a parent login yet, you can do so directly from the Canvas Student App.




All of the course details are available for all of the courses their children are enrolled in with more options available within the app itself.

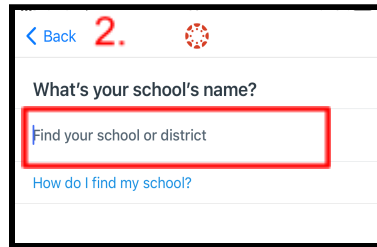
As always, parents can visit the MCS D Website and login to Canvas from the Families and Students page to see all of the details for all courses as well.

Reminder: Grades in Canvas are for those assignments administered in Canvas only. To view a child's current class average, parents should visit the [Infinite Campus Parent Portal](#).

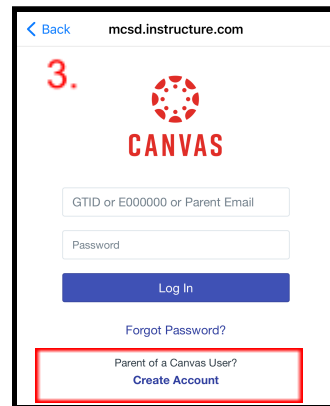
HOW TO CREATE YOUR PARENT LOGIN USING THE STUDENT APP:



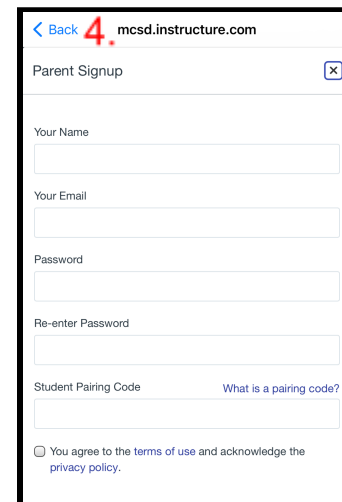
1. Download the Canvas Student App and Click the blue, **Find my School** button.



2. Type **Muscogee County School District**



3. Click the link to **Create Account**.



4. Type in your information and the Pairing Code provided below.

PAIRING CODE:
