


# Choosing your elective classes for next year!



The image shows a screenshot of the Infinite Campus login interface. At the top left, the "Infinite Campus" logo is displayed in white on a green background. Below the logo, the text "Muscogee County School" is centered. Underneath, there are two input fields: "Student Username" and "Password". A blue "Log In" button is positioned below the password field. At the bottom of the login area, there are three links: "Forgot Password?", "Forgot Username?", and "Help". Below these links is a link that says "Log in to Campus Parent".

**Infinite Campus**

**Muscogee County School**

**Student Username**

**Password**

**Log In**

[Forgot Password?](#) [Forgot Username?](#) [Help](#)

[Log in to Campus Parent](#)

Today

Calendar

Assignments

Grades

Grade Book Updates

Attendance

Schedule

Documents

Message Center

More



Today

Calendar

Assignments

Grades

Grade Book Updates

Attendance

Schedule

Documents

Message Center

More

## More

Address Information >

Assessments >

Course Registration >

Demographics >

Family Information >


Online Registration >

## Quick Links

[Blackmon Road Middle School](#)

[SLDS Portal](#)

[Goto CANVAS](#)





Today

Calendar

Assignments

Grades

Grade Book Updates

Attendance

Schedule

Documents

Message Center

More

< Back

### Course Registration Enrollments

Blackmon Road Middle School 21





Today

Calendar

Assignments

Grades

Grade Book Updates

Attendance

Schedule

Documents

Message Center

More

< Back

**Not started**

Units: 0/24

### Course Requests

*No course requests.*

Add Course



Today

Calendar

Assignments

Grades

Grade Book Updates


Attendance

Schedule

Documents

Message Center

More



< Back

### Add Course

Search Courses



ACTION	COURSE NAME	UNITS
	<b>Beginning Band 6</b> 53.0330066	4 >
	<b>Beginning Chorus 6</b> 54.0130066	4 >
	<b>Beginning Orchestra 6</b> 53.0530066	4 >
	<b>Found Business Administration</b> 07.0830063	2 >
	<b>Guitar Techniques - Grade 6</b> 53.0810066	4 >
	<b>Healthcare Diag/Support Serv</b> 25.0330066	2 >
	<b>Physical Education 6(Year)</b> 36.0070066	4 >
	<b>Spanish II</b> 60.0720029	4 >
	<b>Theatre Arts 6</b> 52.0110066	4 >
	<b>Visual Arts 6 YR</b> 50.0110066	4 >

To add the class-  
Click Request (you really want it)  
or Alternate- (your next choice)

The image shows a screenshot of a course selection interface. In the background, there is a table of courses with columns for 'COURSE NAME' and 'UNITS'. The table lists several courses, including 'Beginning Band 6', 'Beginning Chorus 6', 'Beginning Orchestra 6', 'Found Business Administration', 'Guitar Techniques - Grade 6', 'Healthcare Diag/Support Serv', 'Physical Education 6 (Year)', and 'Spanish II'. An 'Add Course' dialog box is overlaid on the table. The dialog box has a title bar with 'Add Course' and a close button (X). The main text in the dialog box asks, 'Would you like to add this course as a Request or an Alternate?'. Below this text, the course 'Beginning Band 6' with ID '53.0330066' is listed. At the bottom of the dialog box, there are three buttons: 'Request', 'Alternate', and 'Cancel'. A green arrow points to the 'Request' button, and a red dotted border highlights the 'Request', 'Alternate', and 'Cancel' buttons.

COURSE NAME	UNITS
Beginning Band 6 53.0330066	
Beginning Chorus 6 53.0130066	
Beginning Orchestra 6 53.0530066	
Found Business Administration 53.0830063	
Guitar Techniques - Grade 6 53.0810066	
Healthcare Diag/Support Serv 53.0330066	
Physical Education 6 (Year) 53.0070066	4 >
Spanish II 53.0720029	4 >

**Add Course** [X]

Would you like to add this course as a Request or an Alternate?

**Beginning Band 6**  
53.0330066

**Request** Alternate Cancel

# You need to get to 8 units!

Today  
Calendar  
Assignments  
Grades  
Grade Book Updates

← Back

33% complete

Units: 8/24

Add Course

**DO NOT HAVE MORE THAN 8!!!**



33% complete



Units: 8/24

8 Units of Req!

### Add Course

Search Courses



ACTION	COURSE NAME	UNITS
+	<b>Beginning Band 6</b> 53.0330066	4 >
+	<b>Beginning Chorus 6</b> 54.0130066	4 >
×	<b>Beginning Orchestra 6</b> 53.0530066	4 >
×	<b>Found Business Administration</b> 07.0830063	2 >
×	<b>Guitar Techniques - Grade 6</b> 53.0810066	4 >
×	<b>Healthcare Diag/Support Serv</b> 25.0330066	2 >

The ones you really want:  
Req (requested)

The next choices:  
Alt (alternate)



# Select a class by accident- click the red X and delete

The screenshot shows a list of courses with a search bar at the top. A green arrow points to a red 'X' icon next to the first course, 'Beginning Band 6'. A dialog box titled 'Delete Request' is open, asking 'Would you like to delete this course request?' for 'Beginning Band 6'. The dialog has 'Delete' and 'Cancel' buttons, with a green arrow pointing to the 'Delete' button.

	COURSE NAME	UNITS
+	Beginning Band 6 53.0330066	
+	Beginning Chorus 6 54.0130066	
+	Beginning Orchestra 6 53.0530066	
+	Found Business Administration 07.0830063	
+	Guitar Techniques - Grade 6 53.0810066	
+	Healthcare Diag/Support Serv 25.0330066	
+	Physical Education 6(Year) 36.0070066	4
-	Spanish II	4

**Delete Request** x

Would you like to delete this course request?

**Beginning Band 6**  
53.0330066

Delete Cancel