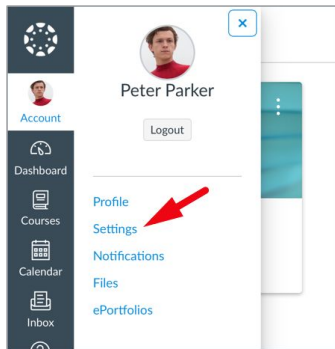


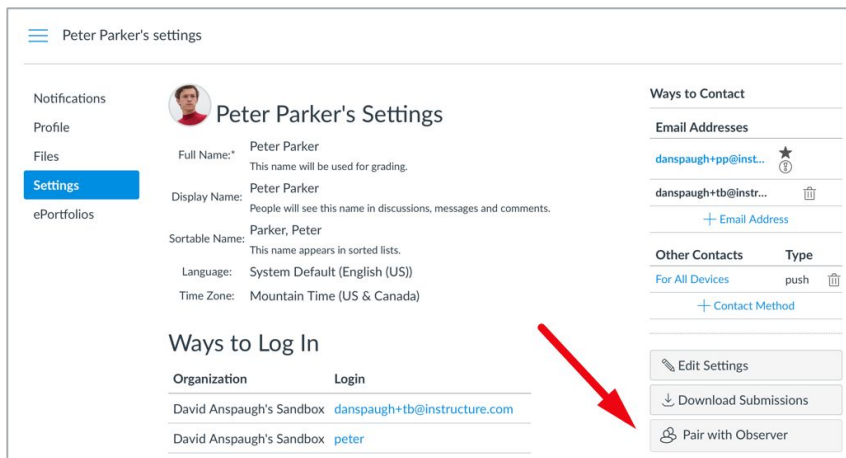


Create a Pairing Code as a Student

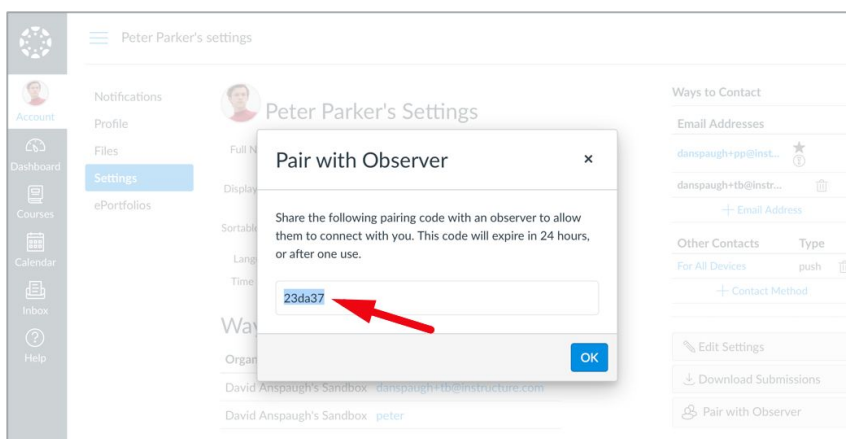
1 From the global navigation of Canvas web, select *Account*, then choose *Settings*.



2 Select *Pair with Observer* from the sidebar of the settings page.



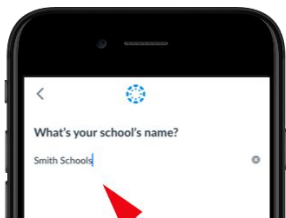
3 Copy or share the pairing code with an observer to allow them to register.



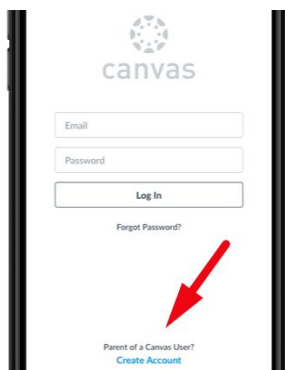


How to connect with your student using the Canvas Parent mobile app.

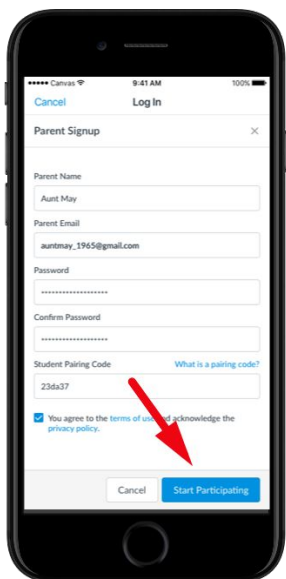
1 Download the Canvas Parent app from the App Store or Google Play.



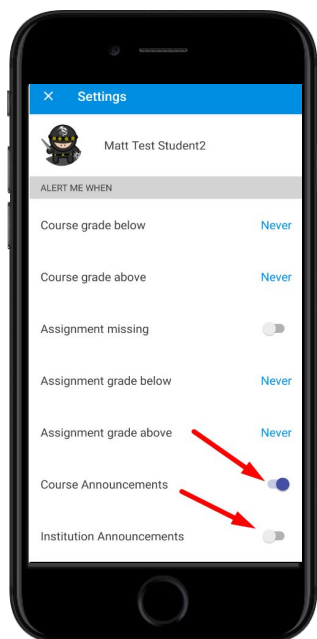
2 Open the Canvas Parent app, tap the Find my School button, enter Muscogee County School District and click on the name of the District as it auto-populates.



3 Tap Create Account link at the bottom of the login page.



4 Fill out the signup form, including the pairing code that was shared with you, and tap Start Participating. Pairing codes are generated by your student. Students will login to Canvas, click their Account button at the top left, choose Settings, and then "Pair with Observer"



5 To enable notifications, click on the menu icon in the top right and select "Manage Children". Click on the student's name and turn on Course Announcements and Institution Announcements.