

All Places > Q & A > Guides > Guides: Canvas > Documents

This document is official

Log in to create and rate content, and to follow, bookmark, and share content with other members.

How do I use Conferences in a course as a student?

Document created by **Canvas Doc Team** on Apr 19, 2017 • Last modified by **Canvas Doc Team** on Feb 25, 2020

Version 50

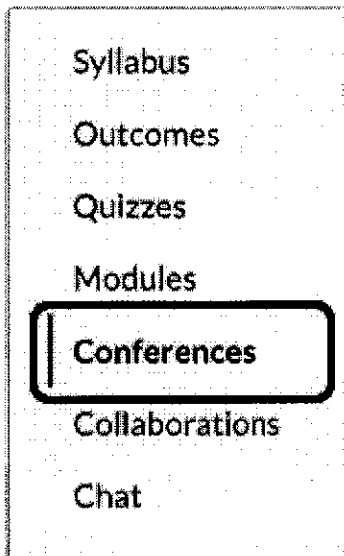
Like • 9 Comment • 3 

The Conferences page allows you to view all the conferences within a course. As a student, you can join conferences where you have been invited to participate.

In student groups, you can create new conferences, start conferences, and manage concluded conferences.

Note: Creating a conference is a course permission. If you cannot create a conference, your institution has restricted this feature.

Open Conferences



In Course Navigation, click the **Conferences** link.

View Conferences

+ Conference

1 ▾ **New Conferences**

Project Discussion
Bring any questions you have about the final project ← **4**

Office Hours ← **3**
If you have any questions about past or upcoming assignments, course materials, or general course questions, please schedule office hours with me. We'll discuss your questions here.

2 ▾ **Concluded Conferences**

History 101 Conference
May 29 at 4:41pm | Feel free to ask questions about the course

- **Final Test Prep Conference**
May 29 at 2:53pm | 1 Recording
- **Class Open Q&A**
May 29 at 2:11pm | 1 Recording
- **Final Project Conference**
May 29 at 10:08am | 1 Recording

You can view conferences where you have been invited to participate.

Conferences are grouped in two parts: New Conferences [1] and Concluded Conferences [2]. Both always display the conference name [3] and description [4].

View In Progress Conference

▼ **New Conferences**

Project Discussion In Progress ← 2 1 Join

Bring any questions you have about the final project

Office Hours

If you have any questions about past or upcoming assignments, course materials, or general course questions, please schedule office hours with me. We'll discuss your questions here.

New conferences will be listed in the index, but they cannot be accessed until the host has started the conference. When the conference is available, click the **Join** button [1]. Once the conference has started, the conference status shows as in progress [2].

You can join the conference for as long as the Join button is available. Some conferences only allow you to join the conference for a specific amount of time.

View Concluded Conferences

▼ **Concluded Conferences**

History 101 Conference
May 29 at 4:41pm | Feel free to ask questions about the course

▶ **Final Test Prep Conference**
May 29 at 2:53pm | 1 Recording

▶ **Class Open Q&A**
May 29 at 2:11pm | 1 Recording

▶ **Final Project Conference**
May 29 at 10:08am | 1 Recording

Concluded conferences display in the Concluded Conferences section. Each concluded conference shows the title, date, and description of the conference.

View Recorded Conference

▼ **Concluded Conferences**

History 101 Conference
May 29 at 4:41pm | Feel free to ask questions about the course

1 ▼ **Final Test Prep Conference**
May 29 at 2:53pm | 1 Recording

Final Test Prep Conference **2** video May 29, 2018 | Duration: 1 minute

When your conference has concluded, click the name of the recorded conference [1]. To replay the conference, click the recording format link [2]. The recording format displays as either a presentation or a video.

The recording format link does not appear until the conference has been rendered for playback. Depending on the length of your conference, this process may take several hours. The length of the conference is indicated in hours:minutes (e.g. 0:18 is 18 minutes).

If your conference included closed captioning, the playback bar for the video displays a CC button to view the available captions.

Note: For all basic Conference accounts, recordings are automatically deleted 14 days after the conference ends.

View Statistics and Notes

▼ **Concluded Conferences**

▼ **Study Group 1 Conference**
Dec 18 at 1:21pm | 1 Recording

Study Group 1 Conference video **statistics** **notes** Dec 18, 2019 | Duration: 2 minutes Delete

If you created a conference in a group, you may be able to view statistics and notes for your conference.

If your institution has upgraded to the Canvas Conferences premium tier, you can view conference statistics by clicking the **Statistics** link [1].

If your conference included shared notes, you can view the notes by clicking the **Notes** link [2]. The shared notes will display in a new browser tab, where they can be viewed and copied.

Note: Notes are only available for recorded conferences.

Previous Topic: How do I delete a collaboration as a student?


Next Topic: How do I create a conference in a student group?

You are here

Table of Contents > Conferences > How do I use Conferences in a course as a student?

33 people found this helpful

ATTACHMENTS

Visibility:  Guides: Canvas • **69172 Views**

Last modified on Feb 25, 2020 1:41 PM

Tags: canvas conferences student student guide

Categories: Canvas Student

Ratings:

Average User Rating

(0 ratings)

3

3 Comments



keoctavious devoe

Feb 27, 2020 11:28 AM

its good

 Actions

 Like • 0



jivedocs@instructure.com
@ keoctavious devoe on Feb 27, 2020 1:04 PM

Thanks keoctavious!

Actions

Like • 0



Samantha Barnard
Mar 17, 2020 1:46 PM

this helped thanks

Actions

Like • 0

Related Content

- How do I use the Conferences Index Page?
- How do I start a conference in a student group?
- Canvas Instructor Guide - Table of Contents
- How do I join a conference in a course as a student?
- How do I view a course as a test student using Student View?

Recommended Content

- New Analytics and What's Coming Up
- Paper upload via Unicheck
- How do I send a message to all students based on specific course criteria in New Analytics?
- Web Conferencing Resources
- How do I manage Course Navigation links?

Incoming Links

- Web Conferencing Resources
- Re: students can't see concluded conferences?
- Re: How do I get to the dashboard

Re: Conference questions

Re: Students' recordings in conference

INSTRUCTURE

REFERENCE

[Community Guidelines](#)

[Security](#)

[Developers](#)

[Open Source](#)

COMPANY

[Partners](#)

[Jobs](#)

[About Us](#)

[Privacy](#)

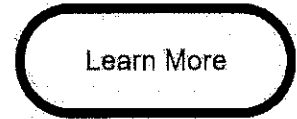
HELP

[Support](#)

[Guides](#)

[Releases](#)

[Status](#)



© 2020 Instructure. All rights reserved

[Home](#) | [Top of page](#)