

# 20-21 Class Pictures

This has been a year for finding a way to make things work! We have come up with a safety conscious way to do class pictures for the yearbook...

**SEND US YOUR SELFIE!!!**



Create a send us a selfie of you from the shoulders up, like class pictures.

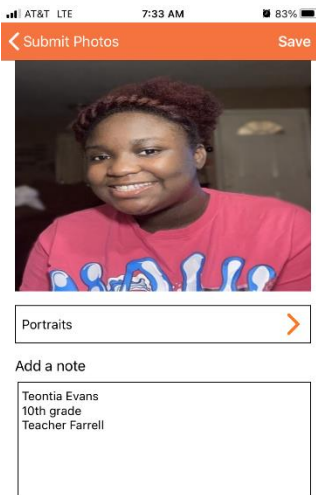
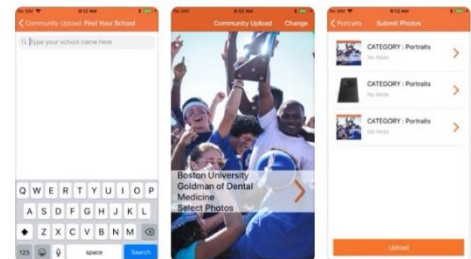
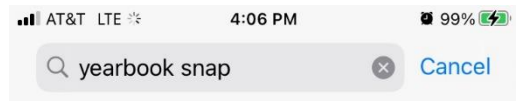
## For the BEST results:

- \*Be in front of a solid background that contrasts with what you are wearing.
- \*Take the selfie full front or from slightly above.
- \*Limit your use of filters, we want this to look like you.
- \*Make sure that there is light (natural is best) shining on your face.
- \*Be School appropriate.

## How do I submit?

The BEST way is through the Yearbook App:

1. Go to your favorite app store and search for Yearbook Snap



2. When you set it up and choose Carver High School in Columbus Georgia, it will ask you for an Access Code.
3. Our School Access Code is **CARVER21**.
4. Once there you can choose from different categories of pictures. For this, choose **“Portraits”**
5. It will ask if you want to add a note. **YOU DO!** Please tell us your name, first and last, what grade you are in, your GTID number, and who your English teachers is.

You could also e-mail me your picture name, first and last, what grade you are in, your GTID number, and who your English teachers is. My e-mail address is: [Farrell.Jennifer.L@muscogee.k12.ga.us](mailto:Farrell.Jennifer.L@muscogee.k12.ga.us)

I will respond to your e-mail to let you know I received it and can open it.

You need to include the same information: Your first and last name, grade, and English teacher’s name.

**The DEADLINE is March 9<sup>th</sup> either method**