



Eagle Friday Flyer



Vol. 21 Issue 3

website: <http://sites.muscogee.k12.ga.us/blackmon>

August 14, 2020

Blackmon Road Middle School
Where the Pursuit of Learning is Boundless



2020-2021 BRMS VIRTUAL BELL SCHEDULE

8:00	6 th			Zooming with Mrs. Gorum and Mr. Wells **See Zoom links below.
8:15	7 th		"The Nest"	
8:30	8 th			
8:20	9:00		News Clubs Organizations Support Groups	Optional
9:00	10:50	A Day	First Period	1 hour, 50 minutes
		B Day	Second Period	
10:50	11:00		Break	10 minutes
11:00	1:20	A Day	Third Period -	2 hours, 20 minutes
		B Day	Fourth Period -	
11:00	12:00		3 rd /4 th Period-Session 1	1 hour
12:00	12:30		Lunch Break	30 minutes
12:30	1:20		3 rd /4 th Period-Session 2	50 minutes
1:20	1:30		Break	10 minutes
1:30	3:20	A Day	Fifth Period	1 hour, 50 minutes
		B Day	Sixth Period	
3:20	3:50		ILT** Guidance & Remediation Support Groups	30 minutes **Use first period Zoom link for ILT.
*Monday/Wednesday			First, Third, Fifth Periods	
*Tuesday/Thursday			Second, Fourth, Sixth Periods	
*Friday			Rotating A/B Schedule	

Parents, Need Help with the Virtual Classroom?

Parents, if you need help in understanding the technology associated with the virtual classroom, you can look at the following MCSD link for information on:

Zoom, Canvas, G-Suite, Infinite Campus, YouTube, Office 365, Chromebooks

<https://mcsd.instructure.com/courses/112074>

New: Reading Enrichment Course

This year we are offering a new course in **Reading Enrichment**. Students are placed in this course according to their Lexile score and are given added support in reading and writing instruction. Organization skills, time management, study skills, and other valuable tools are used to help students improve their performance in all content areas. This course offers the support that many students need in preparing for success in high school.



Cafeteria Meals Available

The BRMS Food/Nutrition program will provide breakfast and lunch to students in need during virtual instruction. Food pickup will be available at **any school feeding site** Monday, Wednesday, and Friday from 11:00 PM to 1:00 PM.



Menu for next week:

Monday	Chicken Tenders
Tuesday	Deli Sandwich
Wednesday	Spaghetti
Thursday	PB&J Sandwich w/String Cheese
Friday	Pizza

MCSD Code of Conduct

To access the MCSD Code of Conduct, please click on the link or bar code:

<https://online.flipbuilder.com/lsgf/jnoo/>



Monday, August 17

First Day of Virtual School for Students!

Students:

Log in to your first period class on Canvas at **9:00 am**. Follow teacher instructions. Follow your normal schedule with log-on times at the same times as the bell schedule above.

"The Nest"

Here's where students may hear news and announcements and connect with Principal Gorum and Assistant Principal Wells



Sixth Grade—8:00 am

Join Zoom for your daily Nest Meeting:
<https://muscogee.zoom.us/j/84306189214?pwd=QXU0WVZM1RCa0hVVVh5YjBjVjBkNmU0OQ>

Seventh Grade—8:15 am

Join Zoom for your daily Nest Meeting:
<https://muscogee.zoom.us/j/85692883750?pwd=V3Z4dUJ5eGFMU2YzNXZWMw4YU51UT09>


Eighth Grade—8:30 am

Join Zoom for your daily Nest Meeting:
<https://muscogee.zoom.us/j/89499989687?pwd=T29EdExpN01udkdzVEICbnVDNTBvUT09>

Blackmon Road Student Handbook

Find our Student Handbook on the BRMS Website. Here you can find all of the information, rules, and expectations for our students. Handbook Link:

<http://sites.muscogee.k12.ga.us/blackmon/wp-content/uploads/sites/11/2020/08/2020-2021-BRMS-Student-Handook.pdf>



Follow Us on Social Media

Blackmon Road Middle School

@brmseagles



Chromebook Password Reset

Students, when you log in for the first time, you will use your GTID# (username) and mcXXXXXX (mc + your birthdate). You will then be prompted to CHANGE your password. Please use this as your password:

your initials + your birthdate

Example: dj022506 (Doug Jones born 2/25/06)
You will key it in twice to make sure you've gotten it right.

Meet Your TEACHERS

Our BRMS Teachers

Parents and students, please go to our school website to see and read about your new teachers. The link is:

<http://sites.muscogee.k12.ga.us/blackmon/academic-departments/english-language-arts/>

Click on each department to see our teachers and a short bio about each one.

More Information...

Below and on the following pages, you will find copies of handouts that were given out at Verification Day. Students, please check these out so that you're familiar with Chromebook procedures, programs we'll use, etc. Of course, teachers will be explaining all of these details once we're online together, but it's a good idea to read over these beforehand.

Internet Provider Opportunities

Parents, if you are in need of internet service, here are some resources available:

www.everyoneon.org this site allows parents to see what opportunities are available in the local areas for internet and low costs PCS. It matches opportunities based on Zip Code and economic need.

<https://mediacomc2c.com/apply.aspx> this site offers a \$9.95 monthly internet service from Mediacom based on qualifications. You can also call 855-904-2225 PCsforPeople call 651-354-2552 for availability options. The lowest costs is \$11.25 per month

<https://www.spectrum.net/support/spectrum-internet-assist/> this site offers \$17.99 monthly internet service to those who qualify

<https://www.att.com/shop/internet/access/index.html?source=ECad000000000000U&wtExtndSource=accessaply#!#%2F>

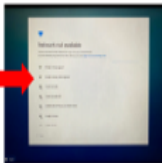


Step 1 – Connect to Wifi

When you open the lid to your charged Chromebook, it will prompt you to connect to wifi. Find your home wifi in the list and click it to connect. If a password is required, enter the password and click Connect.

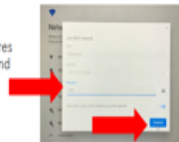
Open the lid to your charged Chromebook and connect to your home Wifi.

Look for your home wifi connection in the list and click on it to connect to the internet.



Enter Password & Click Connect

If your home wifi requires a password, type it in and click Connect.



Step 2 – Sign In to the Chromebook

You will see several screens as you begin the process, click Next to sign in, then, select Login with Active Directory.

Click Next to Sign In



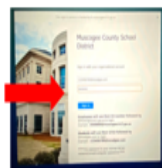
Click Login with Active Directory



Enter your login information in the correct format and click to Sign In. Students will use their GTID followed by @mcsdgas.com to login. Login Example: 123456789@mcsdgas.com Passwords are your normal MCS D computer password.

Type in Your Login and Password

Students will use their GTID followed by @mcsdgas.com to login.
Login Example: 123456789@mcsdgas.com
Passwords are your normal MCS D computer password.
Default passwords for new students are in the format of mcmmdy, mc (for Muscogee County), then the two digit month, day and year of birth.
Example default password for birthday 1/1/06: mc010106



Special Note: Default passwords for new students are in the format of mcmmdy, mc (for Muscogee County), then the two digit month, day and year of birth. Example default password for birthday 1/1/06: mc010106

When the login process is complete, the All Set screen will appear, click Get Started to begin and wait for the Clever dashboard to load. Please Note: Clever may take several minutes to load the first time you login.

After a few seconds you are All Set!

Click Get Started to begin!



Step 3 – Login to Canvas to Find Your Classes

Scroll down on the Clever dashboard to find and click the Canvas icon. If you have never logged in to Canvas before, you may be prompted to enter your password and click Save. Wait for Canvas to login automatically. Do not attempt to type anything in or press any buttons as you see a couple of Canvas login screens pop up. If you happen to get an error message, go back to the Clever page, click Canvas again and wait for it to load and log you in.

Access Canvas from Clever

After the Clever dashboard loads, scroll down to find and click the Canvas icon.

If you have never logged in to Canvas before, you may be prompted to enter your password again and click Save.



Wait for Canvas to Load and Login

Pause for a few moments as Canvas logs you in to the program.

As you see these screens, do NOT attempt to type anything in, or press any buttons, just wait.



Step 4 – Find Your Class on the Canvas Dashboard

From the Canvas Dashboard, locate your first class of the day and click the class card to begin. Your dashboard may be in List View or Card View.

You're in the Canvas Dashboard!

Your Canvas Dashboard may look like this photo in the default List View.

Look for your first class to begin.

If your Canvas Dashboard does not look like this, it may be in Card View (see next slide).



Canvas Dashboard in Card View

Your Canvas Dashboard may appear in Card View.

You will find your class and click on the course card to begin.

Special Note: Notice the helpful To Do list on the right hand side.



From this point you will follow any special directives assigned to you by your school. Have a great year!

TECHNOLOGY ASSISTANCE: Parents and students can access the Technology Call Center at 706-748-2271, Monday - Friday.



BLACKMON ROAD MIDDLE SCHOOL

6TH GRADE STUDENT RESOURCES



CLEVER

Students will find this icon in their menu when clicking at the bottom of their screen. If they can't locate it, go to <https://muscagee.k12.ga.us/Families> and find the Clever portal there. From here, they will be able to access everything else (e.g. Canvas)

CANVAS: CHECK HERE 1ST!

Students will find all their class websites in one place. Teachers will put their class syllabus, schedules, expectations, assignments, tests, etc. on here. The calendar feature on here is quite helpful!



Canvas



PARENT

Parents! Please download the Canvas app! This is the primary way teachers will communicate with you. You can also keep track of your student's assignments and progress. Have your student go to their Canvas -> Settings -> Pair with Observer -> Use student pairing code to connect with them in the app!

ELA & MATH: TEXTBOOK

To access the ELA textbook, find this icon in Clever. Ensure it says: Georgia Collections - Grade 6
To access the math textbook, click on the same icon, but ensure it says: COMath - Grade 6



Georgia Collections



Gallopeda

SOCIAL STUDIES: TEXTBOOK

To access the Social Studies textbook, find this icon in Clever. Your teacher will post instructions on Canvas for which assignments to complete in Gallopeda.

SCIENCE: TEXTBOOK

The science department will be utilizing the CK12 online text book for grades 6 and 7. Students and parents can access this book by visiting CK12.org.



Achieve3000

ELA, SCIENCE, & SOCIAL STUDIES: ACHIEVE

Students will take their Level Set when signing into Achieve the first time. It is imperative that they do their best on this! From here out, they will be assigned articles to read to help their reading!

ELA: LEXIA

Students will take an initial placement test, determining their recommended work time per week. Then they will then work on Grammar, Comprehension, & Word Study each week to improve their skills!



Lexia PowerUp



MATH: IXL & EDULASTIC

Students will take periodic diagnostic tests in IXL to check progress and improve their skills. IXL and Edulastic will be used regularly for practice, remediation, and assessments.



USA TEST PREP

- Step 1: Go to www.usatestprep.com
- Step 2: Click on Create Account
- Step 3: Type account ID: blackmon88
- Step 4: Type student activation code: stu6326
- Step 5: Students will complete personal information.
- Step 6: PLEASE USE YOUR COMPUTER LOGIN AS YOUR USERNAME AND PASSWORD!
- Step 7: Click AOREE and Create Account
- Step 8: Login using your login/password



PREPARING STUDENTS FOR WHAT'S NEXT

ZOOM grade 6 for STUDENTS

DO:

- sit straight & still
- listen closely
- look at the camera
- raise your hand to speak
- follow directions

DON'T:

- throw a fit
- walk around
- play games while learning
- ignore the group
- leave the view of the camera

IF YOU WOULDN'T DO IT IN OUR CLASSROOM, DON'T DO IT IN OUR LOGO ROOM!

TIPS & TRICKS

Be an awesome virtual student!



STAY ORGANIZED!



Keep your workspace organized & make a plan for completing assignments!

MS. O'HERN'S WEEKLY TO-DOS	• ELA	• ELA
	• Math	• Math
	• Social Studies	• Social Studies
	• Science	• Science
	• Connections	• Connections
	• Class	• Class
	• ELA	• ELA
	• Math	• Math
	• Social Studies	• Social Studies
	• Science	• Science
	• Connections	• Connections
	• Class	• Class
WEDNESDAY / AUG. 10TH	THURSDAY / AUG. 11TH	FRIDAY / AUG. 12TH

6TH GRADE TEAM

ELA

Stephanie Walker
Brianna O'Hern
Jeris Johnson

MATH

David Jones
Shalon Gillespie

SCIENCE

Donnie Ingram
Diane Carr

SOCIAL STUDIES

Steven Lips
Ammie Whiteley
Larry Lipscomb

LEARNING SUPPORT SPECIAL

Jessica Sink
Vickie Lockhart-Moore
Kristen Riddell
Janet Fine
Rachel Funk
Johnnie Baker
Morgan Joiner
Tiffany Broda
Chad Bray
Billy Howard

CONNECTIONS

Blake Eubanks
Allison Freeman
Robby Burns
Michelle Peters
Dorothy Johnson
Tonya Davis
Benjamin Campbell
Frenasee Daughety
Michelle Fekete



BLACKMON ROAD MIDDLE SCHOOL

STUDENT RESOURCES



CLEVER

Students will find this icon in their menu when clicking at the bottom of their screen. If they can't locate it, go to <https://muscogee.k12.ga.us/Families> and find the Clever portal there. From here, they will be able to access everything else (e.g. Canvas)

CANVAS: CHECK HERE 1ST!

Students will find all their class websites in one place. Teachers will put their class syllabus, schedules, expectations, assignments, tests, etc. on here. The calendar feature on here is quite helpful!



Canvas



PARENT

Parents! Please download the Canvas app! This is the primary way teachers will communicate with you. You can also keep track of your student's assignments and progress. Have your student go to their Canvas -> Settings -> Pair with Observer -> Use student pairing code to connect with them in the app!

ELA & MATH: TEXTBOOK

To access the ELA textbook, find this icon in Clever. Ensure it says: Georgia Collections - Grade 7

To access the math textbook, click on the same icon, but ensure it says: COMath - Grade 7



SOCIAL STUDIES: TEXTBOOK

To access the Social Studies textbook, find this icon in Clever. Your teacher will post instructions on Canvas for which assignments to complete in Gallopede.

SCIENCE: TEXTBOOK

Science Textbooks will not be issued to 7th graders. Teachers will utilize resources that students can access via Canvas, such as CK12.org, Brainpop, USA Test Prep, & teacher documents.



Achieve3000

ELA, SCIENCE, & SOCIAL STUDIES: ACHIEVE

Students will take their Level Set when signing into Achieve the first time. It is imperative that they do their best on this! From here out, they will be assigned articles to read to help their reading!

ELA: LEXIA

Students will take an initial placement test, determining their recommended work time per week. Then they will then work on Grammar, Comprehension, & Word Study each week to improve their skills!



Lexia PowerUp



MATH: IXL & EDULASTIC

Students will take periodic diagnostic tests in IXL to check progress and improve their skills. IXL and Edulastic will be used regularly for practice, remediation, and assessments.



USA TEST PREP

- Step 1: Go to www.usatestprep.com
- Step 2: Click on Create Account
- Step 3: Type account ID: blackmon98
- Step 4: Type student activation code: stu6526
- Step 5: Students will complete personal informat
- Step 6: PLEASE USE YOUR COMPUTER LOGIN AS YOUR USERNAME AND PASSWORD!
- Step 7: Click AGREE and Create Account
- Step 8: Login using your login/password



TIPS & TRICKS!

Be an awesome virtual student!



STAY ORGANIZED!

Keep your workspace organized & make a plan for completing assignments!

MS. O'HERN'S WEEKLY TO-DOS		MONDAY / AUL 17TH	TUESDAY / AUL 18TH
• ELA	• ELA	• ELA	• ELA
• Math	• Math	• Math	• Math
• Social Studies	• Social Studies	• Social Studies	• Social Studies
• Science	• Science	• Science	• Science
• Connections	• Connections	• Connections	• Connections
• Civics	• Civics	• Civics	• Civics
• ELA	• ELA	• ELA	• ELA
• Math	• Math	• Math	• Math
• Social Studies	• Social Studies	• Social Studies	• Social Studies
• Science	• Science	• Science	• Science
• Connections	• Connections	• Connections	• Connections
• Civics	• Civics	• Civics	• Civics



Interested in Orchestra?

7th graders are still allowed to sign up for Beginning Orchestra if they are interested. Orchestra students are able to wear face coverings while playing orchestra instruments!

Blackmon Road Middle School 7th Grade Teachers

To find individual teachers & emails, please go to the MCS D homepage, and search Blackmon Road. From there, you'll be able to access the school website for BRMS, and you can search by staff, or about us --> academic departments.

- ELA- Mrs. Diana Allen, Mrs. Haley Hudson, Mrs. Jaris Johnson, & Ms. Bri O'Hern
- Math- Mr. John Dobbins & Mrs. Melissa Gray
- Science- Mrs. Kim Udy, Mrs. Diane Carr, & Dr. Amy Wan
- Social Studies- Mr. Tim Downes, Mr. Steven Lips, & Ms. Ammie Whiteley
- Learning Support Specialists- Mrs. Johnnie Baker, Mr. Billy Howard, Mrs. Rachel Funk, Ms. Morgan Joiner, Ms. Jaris Johnson, Mrs. Jessica Sink, Mrs. Vickie Lockhart Moore, Mrs. Kristin Riddell, Mr. Chad Bray

CONNECTIONS

- Mr. Blake Eubanks, Mr. Ben Campbell, Mrs. Allison Freeman, Mr. Robby Burns, Mrs. Michelle Peters, Mrs. Dorothy Johnson, Mrs. Tanya Davis, Mrs. Frenese Daugherty, Mrs. Michelle Fekete



BLACKMON ROAD MIDDLE SCHOOL

8TH GRADE STUDENT RESOURCES



CLEVER

Students will find this icon in their menu when clicking at the bottom of their screen. If they can't locate it, go to <https://muscogee.k12.ga.us/Families> and find the Clever portal there. From here, they will be able to access everything else (e.g. Canvas)

CANVAS: CHECK HERE 1ST!

Students will find all their class websites in one place. Teachers will put their class syllabus, schedules, expectations, assignments, tests, etc. on here. The calendar feature on here is quite helpful!



STUDENT



PARENT

Parents! Please download the Canvas app! This is the primary way teachers will communicate with you. You can also keep track of your student's assignments and progress. Have your student go to their Canvas -> Settings -> Pair with Observer -> Use student pairing code to connect with them in the app!

ELA & MATH: TEXTBOOK

To access the ELA textbook, find this icon in Clever. Ensure it says: Georgia Collections - Grade 8
To access the math textbook, click on the same icon, but ensure it says: GOMath - Grade 8



SOCIAL STUDIES: TEXTBOOK

To access the Social Studies textbook, find this icon in Clever. Your teacher will post instructions on Canvas for which assignments to complete in Gallopade.

SCIENCE: TEXTBOOK

At the beginning of the year, 8th grade will be issued a Science textbook. Teachers will also utilize resources that students can access via Canvas, such as CK12.org, Brainpop, USA Test Prep, written assignments, etc.



Achieve3000

ELA, SCIENCE, & SOCIAL STUDIES: ACHIEVE

Students will take their Level Set when signing into Achieve the first time. It is imperative that they do their best on this! From here out, they will be assigned articles to help their reading!

ELA: LEXIA

Students will take an initial placement test, determining their recommended work time per week. Then they will then work on Grammar, Comprehension, & Word Study each week to improve their skills!



Lexia PowerUp




MATH: IXL & EDULASTIC

Students will take periodic diagnostic tests in IXL to check progress and improve their skills. IXL and Edulastic will be used regularly for practice, remediation, and assessments.



USA TEST PREP

- Step 1: Go to www.usatestprep.com
- Step 2: Click on Create Account
- Step 3: Type account ID: blackmon98
- Step 4: Type student activation code: stu6526
- Step 5: Students will complete personal information
- Step 6: PLEASE USE YOUR COMPUTER LOGIN AS YOUR USERNAME AND PASSWORD!
- Step 7: Click AGREE and Create Account
- Step 8: Login using your login/password



NJHS

Students who receive an invitation to join NJHS need to email Mrs. Udy their decision no later than August 21st. Information regarding a virtual induction and payment of membership dues will be forthcoming.

Orchestra

8th graders are still allowed to sign up for Beginning Orchestra. They will be able to play instruments while wearing face coverings.

Current orchestra students need to make sure they are signed up for orchestra if they are not already enrolled.



8TH GRADE TEAM

To find individual teachers & e-mails, please go to the MCSD homepage, and search Blackmon Road. From there, you'll be able to access the school website for BRMS, and you can search by staff, or about us -> academic departments.

ELA
Stacy Jenkins
Diana Allen
Jeris Johnson

MATH
Christen Bridges
Shalon Gillespie

SCIENCE
Alicia Allen
Amy Won

SOCIAL STUDIES
Brian Q. Shirley
Tim Downes

LEARNING SUPPORT SPECIALIST:

Rachel Funk
Janet Fine
Billy Howard
Elisia Emberton
Morgan Joiner
Jessica Sink
Vicke Lockhart-Moore
Kristin Riddell

CONNECTIONS

Blake Eubanks
Allison Freeman
Robby Burns
Michelle Peters
Dorothy Johnson
Tonya Davis
Frenasee Daugherty
Michelle Fekete
Benjamin Campbell